



Certification Report

T-Systems-DBZ-CC-01167/168-2009

**ACOS EMV-A05V1**

Austria Card

Plastikkarten und Ausweissysteme GmbH

**ACOS EMV-A05V1**  
**Configuration A and Configuration B**  
**Austria Card**  
**Plastikkarten und Ausweissysteme GmbH**



DAT-ZE-015/98-01

The product has been evaluated by an accredited and licensed evaluation facility against the Common Criteria for Information Technology Security Evaluation, version 2.3, and the Common Methodology for Information Technology Security Evaluation, version 2.3. The result is:

- ▶ **Functionality**                              **Smartcard operating system**  
with specific Security Target  
**Common Criteria Part 2 extended**
- ▶ **PP Compliance**                              For Configuration A only:  
**Secure Signature-Creation Device, Type 3**  
Version: 1.05, EAL 4+, April 03, 2002; BSI-PP-0006-2002T
- ▶ **Assurance Package**                              **Common Criteria Part 3 conformant**  
**EAL4+ augmented by:**  
AVA\_MSU.3 and AVA\_VLA.4

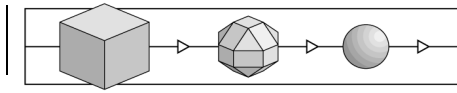
This certificate is valid only for the evaluated version of the product in connection with the complete certification report and the evaluated configurations described there. Evaluation and certification have been performed in accordance with the rules of the certification scheme of T-Systems.

Registration:                              Bonn: October 30, 2009

T-Systems-  
DBZ-CC-01167/168-2009

Dr. Heinrich Kersten  
Head of the Certification Body

Accredited against EN 45011 by  
DATech in TGA GmbH



## Preliminary Remarks

This certification report for the TOE (target of evaluation) ACOS EMV-A05V1, Configuration A and Configuration B, is intended as a formal confirmation for the sponsor concerning the performed evaluation and as a basis for the user to operate the TOE in a secure way.

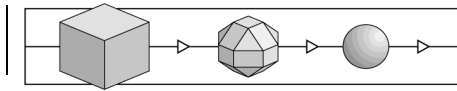
Copies of this certification report may be obtained from the sponsor or – if the sponsor agrees – from the certification body.

The following parts of the certification report contain important information:

- Section 1, para 3: The precise name of the TOE including its version reference: The certificate and the certification report apply only to this TOE and this specific version.
- Section 6, para 26: Specification of the delivery procedure for the TOE. Other delivery procedures may not offer the degree of security required for the assurance level EAL4+.
- Section 6, para 28: Specification of the evaluated configuration(s) of the TOE. The certification of the TOE is valid only for the configuration(s) described.
- Section 6, para 29: Specification of the evaluated functionality: Only the security functions described here have been certified.
- Section 6, para 31: Information on the assurance package applied by the evaluation depending on the criteria used.
- Section 6, para 32: Stipulations for the user of the TOE. A secure usage of the TOE may not be possible if these stipulations are not met.

The security targets for both TOE configurations provide information on the intended usage of the TOE, the list of TOE components, its security objectives resp. the considered threats and the operational environment. This information should be read carefully. The security targets are available as separate documents.

The processes of evaluation and certification are carried out with state-of-the-art expertise, but cannot give an absolute guarantee that the TOE is free of vulnerabilities. With increasing evaluation level however, the probability of undiscovered *exploitable* vulnerabilities decreases significantly. As a prerequisite for this, any requirement and stipulation described in this report must be met. Otherwise, the evaluation results may not be fully applicable. In such a case, there is a need for an additional analysis whether and to which



degree the TOE may offer security under the modified conditions. The evaluation facility and the certification body can give support to perform this analysis.

When the TOE including its documentation, its delivery procedure or its operational environment is modified, the certification is no longer valid. In this case, a re-certification can be performed which will be documented in technical annexes to this certification report.

If current findings in the field of IT security affect the security of the TOE, technical annexes to this certification report may be issued as well.

The web pages of the certification body ([www.t-systems-zert.com](http://www.t-systems-zert.com)) will provide information on

- the issuance of technical annexes to this certification report (technical annexes are numbered consecutively: T-Systems-DBZ-CC-01167/168-2009/**1**, .../**2**,...),
- new TOE versions under evaluation or already certified.

Any warranty for the TOE by T-Systems is excluded.

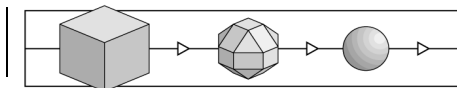
The certification of the TOE is not meant to be an endorsement by T-Systems for an arbitrary usage of the TOE.

For the certification report: © T-Systems, 2009

Reproduction of this report is authorised provided that the report is copied in its entirety.

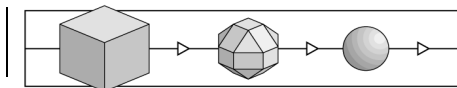
For further information, please contact the certification body:

- ✉ Certification Body of T-Systems  
c/o T-Systems GEI GmbH, Rabinstr.8, D-53111 Bonn, Germany
- ☎ +49-(0)228-9841-0, FAX +49-(0)228-9841-60
- 🌐 [www.t-systems-zert.com](http://www.t-systems-zert.com)



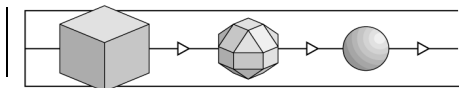
## Contents

Abbreviations .....	6
References .....	8
Glossary .....	9
Security Criteria Background .....	12
Sponsor and Target of Evaluation .....	18
Relevant Normative Documents for the .....	19
Evaluation .....	19
Certification .....	20
Summary of Results .....	21

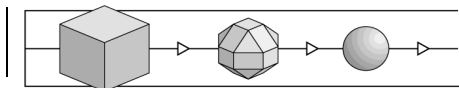


## Abbreviations

AIS	Anwendungshinweise und Interpretationen im Schema [Guidance and Interpretations of Scheme Issues] (BSI procedure)
BGBl	Bundesgesetzblatt [German Federal Gazette]
BNetzA	Bundesnetzagentur für Elektrizität, Gas, Telekommunikation, Post und Eisenbahnen [(German:) Federal Network Agency for Electricity, Gas, Telecommunications, Post and Railway]
BSI	Bundesamt für Sicherheit in der Informationstechnik [(German) Federal Office for Information Security]
CC	Common Criteria for Information Technology Security Evaluation
CEM	Common Methodology for Information Technology Security Evaluation
CGA	Certificate generation application
CSP	Certification Service Provider
DAR	Deutscher Akkreditierungsrat [German Accreditation Council]
DATech	DATech Deutsche Akkreditierungsstelle Technik in TGA GmbH [DATech German Accreditation Body Technology in TGA GmbH]
DIN	Deutsches Institut für Normung e.V. [German Standards Institution]
EA	European Accreditation
EAL	Evaluation Assurance Level
ECC	Elliptic Curve Cryptography
ETR	Evaluation Technical Report
ETSI	European Telecommunications Standards Institute
IAF	International Accreditation Forum
ICC	Integrated Circuit Chip
ILAC	International Laboratory Accreditation Cooperation
ISO	International Organization for Standardization
IT	Information Technology
ITSEC	Information Technology Security Evaluation Criteria
ITSEF	IT Security Evaluation Facility
ITSEM	Information Technology Security Evaluation Manual



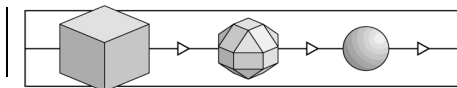
JIL	Joint Interpretation Library
PP	Protection Profile
PUK	Personal Unblocking Code
RSA	Asymmetric Cryptography according to Rivest, Shamir, Adleman
SCA	Signature creation application
SCD	Signature creation data
SF	Security Function
SHA	Secure Hash Algorithm
SigG	German Electronic Signature Act
SigV	German Electronic Signature Ordinance
SOF	Strength of (Security) Function
SSCD	Secure Signature Creation Device
ST	Security Target
SVD	Signature verification data
TOE	Target of Evaluation
TSF	TOE Security Functions



## References

- /AISx/ Anwendungshinweise und Interpretationen im Schema [Guidance and Interpretations of Scheme Issues], BSI, endorsed versions
- /ALG/ Geeignete Kryptoalgorithmen [Approved Crypto-Algorithms], published in the Bundesanzeiger [German Federal Gazette] by the (German) Federal Network Agency, endorsed version
- /CC/ Common Criteria for Information Technology Security Evaluation, Version 2.3, [www.commoncriteriaportal.com](http://www.commoncriteriaportal.com),  
Part 1: Introduction and general model  
Part 2: Security functional requirements  
Part 3: Security assurance requirements
- /CEM/ Common Methodology for Information Technology Security Evaluation, Evaluation methodology, Version 2.3, [www.commoncriteriaportal.com](http://www.commoncriteriaportal.com)
- /ECDSA/ American National Standards Institute, ANSI X9.62, Public Key Cryptography for the Financial Services Industry: The Elliptic Curve Digital Signature Algorithm (ECDSA), 1999
- /EU-DIR/ Directive 1999/93/EC of the European Parliament and of the Council of 13 December 1999 on a Community framework for electronic signatures
- /PKCS#1/ RSA Laboratories, PKCS #1: RSA Encryption Standard, RSA Laboratories Technical Note, Version 2.1, Revised June 14, 2002



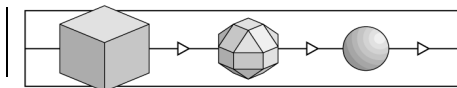


## Glossary

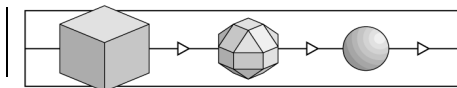
This glossary provides explanations of terms used within the certification scheme of T-Systems, but does not claim completeness or general validity. The term *security* here is always used in the context of information technology.

For criteria specific terms cf. the glossary in the relevant security criteria.

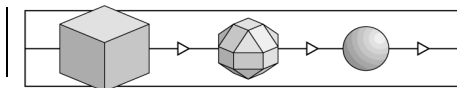
Accreditation	A process performed by an accreditation body to confirm that an evaluation facility [resp. a certification body] complies with the requirements of the relevant standard ISO 17025 [resp. EN 45011].
Audit	A procedure of collecting evidence that a process works as required.
Availability	Classical security objective: Data should always be available to authorised persons, i.e. this data should neither be made inaccessible by unauthorised persons nor be rendered unavailable due to technical defects.
Certificate	Summary representation of a certification result, issued by the certification body.
Certification	Independent confirmation of the correctness of an evaluation. This term is also used to describe the overall process consisting of evaluation, monitoring and subsequent issue of certificates and certification reports.
Certification Body	An organisation which performs certifications.
Certification Report	Report on the object, procedures and results of a certification; this report is issued by the certification body.
Certification Scheme	A summary of all principles, regulations and procedures applied by a certification body.
Certification Service Provider	An institution (named “certification service provider” in the German Electronic Signature Act) that confirms the relationship between signature keys and individuals by means of electronic certificates.
Certifier	Employee at a certification body authorised to monitor evaluations and to carry out the certification.
Common Criteria	Security Criteria based on the former US Orange Book / Federal Criteria, the European ITSEC and the Canadian CTCPEC; a world-wide accepted security standard (ISO/IEC 15408).



Confidentiality	Classical security objective: Data should only be accessible to authorised persons.
"Confirmation Body"	A body, recognised by the BNetzA, assessing the security of technical components and of certification service providers, issuing security confirmations according to the (German) SigG and SigV.
"Confirmation Procedure"	Procedure with the objective to issue a security confirmation.
Evaluation	Assessment of an (IT) product, system or service against published IT security criteria.
Evaluation (Assurance) Level	Level of assurance gained by evaluation; level of trust that a TOE meets its security target (according to ITSEC / CC).
Evaluation Facility	The organisational unit which performs evaluations (ITSEF).
Evaluation Technical Report	Final report written by an evaluation facility on the procedure and results of an evaluation.
Evaluator	Person in charge of an evaluation at an evaluation facility.
Integrity	Classical security objective: Only authorised persons should be capable of modifying data.
IT Product	Software and/or hardware which can be procured from a supplier (manufacturer, distributor).
IT Security Management	Implemented procedure to install and maintain IT security within an organisation.
IT Service	A service supported by IT systems.
IT System	An inherently functional combination of IT products.
License Agreement	Agreement between an Evaluation Facility and a Certification Body concerning the procedure and responsibilities of a joint assessment / evaluation and certification project.
Milestone Plan	A project schedule for the implementation of evaluation and certification processes.
Monitoring	Procedure implemented by the certification body in order to check whether an evaluation is performed correctly (compliance with criteria, use of standard processes and ratings etc.).
Problem Report	Report sent by an evaluation facility to the certification body and concerning special problems during evaluation, e. g. concerning the interpretation of IT security criteria.
Process	Sequence of networked activities (process elements) performed within a given environment – with the objective to provide a certain service.



Product Certification	Certification of IT products.
Re-Certification	Renewed certification of a previously certified object due to a new version following modification; re-certification might also be required after a change of tools, production / delivery processes and security criteria.
Security Certificate	Cf. „Certificate“.
"Security Confirmation"	SigG: A legally binding document stating the conformity of technical components or trust centers to SigG / SigV.
Security Criteria	Normative document that may contain technical requirements for products, systems and services, but at least describes the evaluation of such requirements.
Security Function	Technical function or measure to counteract certain threats.
Security Measure	Any organisational, personal, infrastructural or technical measure contributing to achieve security objectives.
Security Objective	For the context of information security typical objectives like confidentiality, integrity, availability, authenticity as well as derived objectives like compliance (e.g. in legal context).
Security Target	Document specifying a TOE and describing its configuration and environment, security objectives and threats, met security requirements and corresponding rationale; used as a basis for the evaluation of the TOE.
Service	Here: activities offered by a company, provided by its (business) processes and usable by a client.
System Certification	Certification of an installed IT system.
Target of Evaluation	An IT product or system and its associated administrator and user guidance documentation that is the subject of an evaluation.
Trust Centre	Cf. Certification Service Provider



## Security Criteria Background

This chapter gives a survey on the applied criteria and ratings.

In general, the security objectives for a TOE (target of evaluation) consist of requirements for confidentiality, availability and / or integrity of certain data objects. Such security objectives are defined by the sponsor of the evaluation. Normally, the sponsor of a product evaluation is the product's developer or vendor; in case of a system evaluation it is the owner of the system.

The defined security objectives are exposed to threats leading to attacks if unauthorised subjects try to read, modify data objects or prevent other authorised subjects to access such objects. (TOE) security functions provided by the considered TOE are intended to counter these threats.

In CC part 2, requirements to security functions are described by "functional components". The reference "CC part 2 conformant" in certification reports indicates that only functional components from CC part 2 have been selected to describe the requirements. The reference "CC part 2 extended" indicates that the requirements include functional components not in CC part 2.

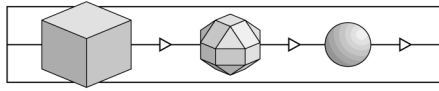
Even if a TOE security function cannot be bypassed, deactivated, or corrupted, it may still be possible to defeat it because there is a vulnerability in the concept of its underlying security mechanisms. For those functions a qualification of their security behaviour can be made using the results of a quantitative or statistical analysis of the security behaviour of these mechanisms and the effort required to overcome them. The qualification is made in the form of a strength of TOE security function claim.

The strength of function (SOF) expresses the minimum efforts assumed necessary to defeat its expected security behaviour by directly attacking its underlying security mechanisms. Three levels of SOF have been defined in the CC:

SOF basic: A level of the TOE strength of function where analysis shows that the function provides adequate protection against casual breach of TOE security by attackers possessing a low attack potential.

SOF medium: A level of the TOE strength of function where analysis shows that the function provides adequate protection against straightforward or intentional breach of TOE security by attackers possessing a moderate attack potential.

SOF high: A level of the TOE strength of function where analysis shows that the function provides adequate protection against deliberately planned or organised breach of TOE security by attackers possessing a high attack potential.

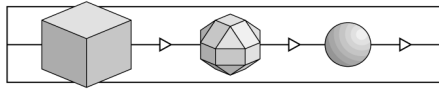


In the view of CC, trustworthiness of a TOE is given when there is sufficient assurance that the TOE meets its security objectives. The CC philosophy asserts that greater assurance results from the application of greater evaluation effort, and that the goal is to apply the minimum effort required to provide the necessary level of assurance. The increasing level of effort is based upon

- scope - that is, the effort is greater because a larger portion of the IT product or system is included;
- depth - that is, the effort is greater because it is deployed to a finer level of design and implementation detail;
- rigour - that is, the effort is greater because it is applied in a more structured, formal manner.

The following table gives a survey on the *assurance classes* and *assurance families* defined in CC part 3 including their abbreviated name as used in certification reports and certificates.

Assurance Class	Assurance Family	Abbreviated Name
ACM: Configuration management	CM automation	ACM_AUT
	CM capabilities	ACM_CAP
	CM scope	ACM_SCP
ADO: Delivery and operation	Delivery	ADO_DEL
	Installation, generation and start-up	ADO_IGS
ADV: Development	Functional specification	ADV_FSP
	High-level design	ADV_HLD
	Implementation representation	ADV_IMP
	TSF internals	ADV_INT
	Low-level design	ADV_LLD
	Representation correspondence	ADV_RCR
	Security policy modeling	ADV_SPM
AGD: Guidance documents	Administrator guidance	AGD_ADM
	User guidance	AGD_USR
ALC: Life cycle support	Development security	ALC_DVS
	Flaw remediation	ALC_FLR
	Life cycle definition	ALC_LCD
	Tools and techniques	ALC_TAT



Assurance Class	Assurance Family	Abbreviated Name
ATE: Tests	Coverage	ATE_COV
	Depth	ATE_DPT
	Functional tests	ATE_FUN
	Independent testing	ATE_IND
AVA: Vulnerability assessment	Covert channel analysis	AVA_CCA
	Misuse	AVA_MSU
	Strength of TOE security functions	AVA_SOF
	Vulnerability analysis	AVA_VLA

Assurance families are compiled from assurance components. From the numerous assurance components in CC part 3, seven evaluation assurance levels (EAL) have been developed defining requirements to the developer of the TOE and the evaluator. EAL1 denotes the lowest, EAL7 the highest level. Thus, trustworthiness of a product or system can be measured by an assurance level. Not all assurance components from CC part 3 have been used to define the EALs.

The following statements characterise the evaluation assurance levels.

#### EAL1 functionally tested

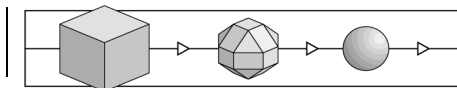
EAL1 is applicable where some confidence in correct operation is required, but the threats to security are not viewed as serious. It will be of value where independent assurance is required to support the contention that due care has been exercised with respect to the protection of personal or similar information.

EAL1 provides an evaluation of the TOE as made available to the customer, including independent testing against a specification, and an examination of the guidance documentation provided. It is intended that an EAL1 evaluation could be successfully conducted without assistance from the developer of the TOE, and for minimal outlay.

An evaluation at this level should provide evidence that the TOE functions in a manner consistent with its documentation, and that it provides useful protection against identified threats.

#### EAL2 structurally tested

EAL2 requires the co-operation of the developer in terms of the delivery of design information and test results, but should not demand more effort on the part of the developer than is consistent with good commercial practice. As such it should not require a substantially increased investment of cost or time.



EAL2 is therefore applicable in those circumstances where developers or users require a low to moderate level of independently assured security in the absence of ready availability of the complete development record. Such a situation may arise when securing legacy systems, or where access to the developer may be limited.

#### EAL3 methodically tested and checked

EAL3 permits a conscientious developer to gain maximum assurance from positive security engineering at the design stage without substantial alteration of existing sound development practices.

EAL3 is applicable in those circumstances where developers or users require a moderate level of independently assured security, and require a thorough investigation of the TOE and its development without substantial re-engineering.

#### EAL4 methodically designed, tested, and reviewed

EAL4 permits a developer to gain maximum assurance from positive security engineering based on good commercial development practices which, though rigorous, do not require substantial specialist knowledge, skills, and other resources. EAL4 is the highest level at which it is likely to be economically feasible to retrofit to an existing product line.

EAL4 is therefore applicable in those circumstances where developers or users require a moderate to high level of independently assured security in conventional commodity TOEs and are prepared to incur additional security-specific engineering costs.

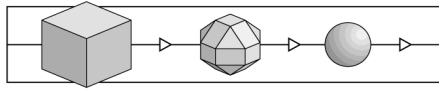
#### EAL5 semiformally designed and tested

EAL5 permits a developer to gain maximum assurance from security engineering based upon rigorous commercial development practices supported by moderate application of specialist security engineering techniques. Such a TOE will probably be designed and developed with the intent of achieving EAL5 assurance. It is likely that the additional costs attributable to the EAL5 requirements, relative to rigorous development without the application of specialised techniques, will not be large.

EAL5 is therefore applicable in those circumstances where developers or users require a high level of independently assured security in a planned development and require a rigorous development approach without incurring unreasonable costs attributable to specialist security engineering techniques.

#### EAL6 semiformally verified design and tested

EAL6 permits developers to gain high assurance from application of security engineering techniques to a rigorous development environment in order to produce a premium TOE for protecting high value assets against significant risks.



EAL6 is therefore applicable to the development of security TOEs for application in high risk situations where the value of the protected assets justifies the additional costs.

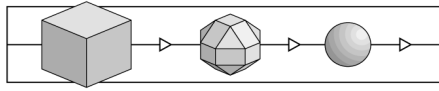
**EAL7 formally verified design and tested**

EAL7 is applicable to the development of security TOEs for application in extremely high risk situations and/or where the high value of the assets justifies the higher costs. Practical application of EAL7 is currently limited to TOEs with tightly focused security functionality that is amenable to extensive formal analysis.

The following table from CC part 3 displays for each EAL its component structure. The precise definition of each component is given in CC part 3. The figures denote the component number within a family.

Assurance Class	Assurance Family	Assurance Components by Evaluation Assurance Level						
		EAL1	EAL2	EAL3	EAL4	EAL5	EAL6	EAL7
ACM: Configuration management	ACM_AUT				1	1	2	2
	ACM_CAP	1	2	3	4	4	5	5
	ACM_SCP			1	2	3	3	3
ADO: Delivery and operation	ADO_DEL		1	1	2	2	2	3
	ADO_IGS	1	1	1	1	1	1	1
ADV: Development	ADV_FSP	1	1	1	2	3	3	4
	ADV_HLD		1	2	2	3	4	5
	ADV_IMP				1	2	3	3
	ADV_INT					1	2	3
	ADV_LLD				1	1	2	2
	ADV_RCR	1	1	1	1	2	2	3
	ADV_SPM				1	3	3	3
AGD: Guidance documents	AGD_ADM	1	1	1	1	1	1	1
	AGD_USR	1	1	1	1	1	1	1
ALC: Life cycle support	ALC_DVS			1	1	1	2	2
	ALC_FLR							
	ALC_LCD				1	2	2	3
	ALC_TAT				1	2	3	3



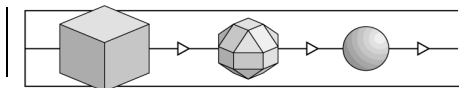


Assurance Class	Assurance Family	Assurance Components by Evaluation Assurance Level						
		EAL1	EAL2	EAL3	EAL4	EAL5	EAL6	EAL7
ATE: Tests	ATE_COV		1	2	2	2	3	3
	ATE_DPT			1	1	2	2	3
	ATE_FUN		1	1	1	1	2	2
	ATE_IND	1	2	2	2	2	2	3
AVA: Vulnerability assessment	AVA_CCA					1	2	2
	AVA_MSU			1	2	2	3	3
	AVA_SOF		1	1	1	1	1	1
	AVA_VLA		1	1	2	3	4	4

A higher level of assurance than that provided by a given EAL can be achieved by

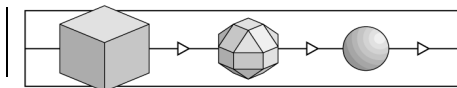
- including additional assurance components (e.g. from other assurance families); or
- replacing an assurance component with a higher level assurance component from the same assurance family.

For a specific TOE, such extensions or replacements are reflected by the corresponding certification report: The reference "CC part 3 conformant" indicates that only assurance components from CC part 3 have been used. The reference "CC part 3 extended" indicates that the assurance requirements include assurance components not in CC part 3.



## 1 Sponsor and Target of Evaluation

- <sup>1</sup> Sponsor of the certification is Austria Card Plastikkarten und Ausweissysteme GmbH, Lamezanstr. 4-8, A-1232 Wien, Austria.
- <sup>2</sup> The sponsor applied for a certificate compliant with the service type 01: „Certification against ITSEC/CC“ by the certification body of T-Systems.
- <sup>3</sup> Target of Evaluation (TOE) is the product „ACOS EMV-A05V1“. „Configuration A“ and „Configuration B“ denote two different configurations of the TOE (cf. section 6).
- <sup>4</sup> The TOE is a Secure Signature Creation Device (SSCD) designed to meet the requirements of the EU Directive /EU-DIR/, the Austrian Signature Act and the German Signature Act:
  - The SSCD consists of the ICC Infineon SLE66CX360PE and a native operating system with a signature application.
  - Supported by the random number generator of the ICC, the TOE is able to generate either secure signature RSA key pairs (key length from 1280 to 2048 bits) or ECC key pairs (key length 192 to 256 bits).
  - Hashing of data to be signed may be performed externally (by the application), internally by the TOE or in a combined mode. In all cases, hashing can be done using the algorithms SHA-1, SHA-224 or SHA-256. Note: For the usage of SHA-1 there may be specific requirements in national legislation which have to be taken into account.
  - The creation of signatures with RSA resp. ECC follows /PKCS#1/ resp. /ECDSA/.
  - The main difference between the two configurations of ACOS EMV-A05V1 concerns the usage of Secure Messaging (cf. section 6).
- <sup>5</sup> The sponsor provided a separate security target for each configuration of the TOE in English language. The security targets – final version 1.6 as of October 19, 2009 – are not included in the certification report, but are available at the sponsor.
- <sup>6</sup> The security targets reference the Common Criteria as criteria and EAL4+ as assurance level. The (minimum) strength of TOE security functions (SOF) is claimed as “high”.



## 2 Relevant Normative Documents for the Evaluation<sup>1</sup>

- <sup>7</sup> As applied by the sponsor, the evaluation of the TOE was carried out against the
- Common Criteria for Information Technology Security Evaluation /CC/.
- <sup>8</sup> In addition, the following documents were relevant for the evaluation and certification:
- Common Methodology for Information Technology Security Evaluation /CEM/,
  - Anwendungshinweise und Interpretationen im Schema [Guidance and Interpretations of Scheme Issues], BSI /AIS/,
  - Work instruction „Verfahrenstyp 01: Certification against ITSEC/CC“ by T-Systems (endorsed version).

## 3 Evaluation

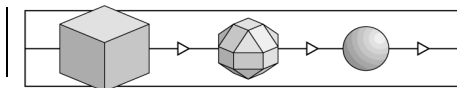
- <sup>9</sup> The evaluation of the TOE by the Prüfstelle für IT-Sicherheit of T-Systems GEI GmbH was sponsored by Austria Card Plastikkarten und Ausweissysteme GmbH.
- <sup>10</sup> The evaluation was carried out under the terms of the certification scheme of T-Systems.
- <sup>11</sup> The evaluation facility was accredited against ISO 17025 and has a valid license of the certification body of T-Systems for the scope of the evaluation.
- <sup>12</sup> The Evaluation Technical Report (ETR), version 1.0 and dated October 26, 2009, provided by the evaluation facility, contains the outcome of the evaluation for both configurations.

*Remark: The evaluation facility formally performed separate evaluations for the two security targets delivered by the sponsor for configuration A and configuration B. Since single evaluation reports and the ETRs for the two configurations would differ only in a few clearly defined issues, reports have been created jointly for both security targets resp. configurations of the TOE.*

- <sup>13</sup> The evaluation was completed on October 26, 2009.

---

<sup>1</sup> The precise bibliographical data for these documents can be found in the section "References" in this certification report.

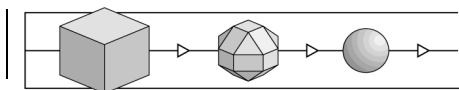


#### 4 Certification

- 14 The certification scheme of T-Systems is described on the web pages of the certification body ([www.t-systems-zert.com](http://www.t-systems-zert.com)).
- 15 The certification body of T-Systems operates in compliance with EN 45011 and has a corresponding accreditation by DATech in TGA GmbH for certifications against ITSEC and Common Criteria (DAR registration code DAT-ZE-015/98-01).
- 16 The certification of the TOE was carried out under two different registration codes, i. e. T-Systems-DBZ-CC-01167-2009 for „Configuration A“ and T-Systems-DBZ-CC-01168-2009 for „Configuration B“.
- 17 In compliance with the criteria, the evaluation performed by the Prüfstelle für IT-Sicherheit of T-Systems GEI GmbH was monitored by the certification body.
- 18 The certification of the TOE was carried out according to the programme 01: „Certification against ITSEC/CC“.
- 19 The certification of the TOE is subject to stipulations and further guidelines, cf. section 6 for details.
- 20 A summary of the results is given by the security certificate T-Systems-DBZ-CC-01167/168-2009 as of October 30, 2009 reproduced on page 2 in this report.
- 21 The status of the TOE being certified is published on the web pages of the certification body ([www.t-systems-zert.com](http://www.t-systems-zert.com)).
- 22 The certification report is available for download under [www.t-systems-zert.com](http://www.t-systems-zert.com).

#### 5 National and international acceptance

- 23 The certificate T-Systems-DBZ-CC-01167/168-2009 as a "Certification against ITSEC/CC" has been issued under the accredited certification programme 01 of T-Systems.
- 24 The certificate carries the logo officially approved by the Deutscher Akkreditierungsrat [German Accreditation Council].
- 25 International acceptance of the certification results is achieved through the multi-lateral mutual recognition agreement of EA, ILAC and IAF signed by the accreditor DATech in TGA GmbH (cf. [www.datech.de](http://www.datech.de) for details).



## 6 Summary of Results

<sup>26</sup> Delivery procedure for the TOE:

The different steps and ways of delivering the TOE and the procedure for initialisation and personalisation are described in [7] (cf. table 1 below) in English language. The description contains the following sections:

ROM-FILE GENERATION

DELIVERY DEVELOPER → CHIP MANUFACTURER

DELIVERY CHIP MANUFACTURER → CARD MANUFACTURER

DELIVERY DEVELOPER → CARD MANUFACTURER

DELIVERY CARD MANUFACTURER → TRUST CENTER (FOR PRE-PERSONALIZATION)

DELIVERY TRUST CENTER → CARDHOLDER

DELIVERY CARDHOLDER → TC-RA

DELIVERY TC-RA → CARDHOLDER

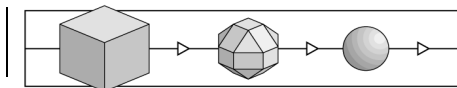
The described delivery procedure meets the requirements of the national certification body for the assurance level EAL4+ of the CC.

<sup>27</sup> The scope of delivery is given by the following table:

No.	Type	Name	Form of Delivery
1	HW/SW	Infineon SLE66CX360PE with Austria Card ROM Mask AC_A05_V1R1.hex of 21.10.2008	Smart card with ROM Code
2	SW	Patch code loaded in EEPROM for Release Number r014	EEPROM
3	SW	Digital Signature Application (according to specification no. 6) in configuration A or B.	EEPROM
4	Doc	Administrator Guidance, Version 1.4, Austria Card, 2009	Paper or pdf
5	Doc	User Guidance, Version 1.4, Austria Card, 2009	Paper or pdf
6	Doc	Specification of the generic Secure Signature Application for ACOS EMV-A04, Version 1.2, Austria Card, 2009	Paper or pdf
7	Doc	ADO_DEL.2, ADO_IGS.1 (Delivery and Operation Documentation), Version 1.3, Austria Card, 2009	Paper or pdf
8	Doc	ACOS EMV-A04/A05 Command specification, Version 2.4, Austria Card, 2009	Paper or pdf
9	Doc	ACOS EMV-A04/A05 Init/Pers-Specification, Version 1.3, Austria Card, 2008	Paper or pdf

HW=Hardware, SW=Software, Doc=Documentation

Table 1: Scope of Delivery



<sup>28</sup> The following configurations of the TOE were evaluated:

In **Configuration A**, the TOE mandates the use of secure messaging between the TOE and the CGA<sup>2</sup> and between the TOE and the SCA<sup>3</sup>.

In **Configuration B**, the TOE mandates the use of secure messaging between the TOE and the CGA. The TOE supports secure messaging between the TOE and the SCA, but also allows for operation without the use of secure messaging between the TOE and the SCA because of a mandatory trusted IT-environment.

The evaluation result is only valid for the configurations of the TOE described above.

For both configurations, additional configuration options are available: Usage of RSA or ECC alternatively, activation / deactivation of the APDUs “CORRESPONDANCE PROOF” and “VERIFY SIGNATURE”, two different personalisation concepts (key generation allowed in life-cycle phase 5 or 6 alternatively).

<sup>29</sup> Based on the security targets and the outcome of the evaluation, the TOE has the following security functionality:

- SF1 Life Cycle Support
- SF2 Identification and Authentication of User
- SF3 Access Control
- SF4 SCD / SVD Pair Generation
- SF5 SVD Export and Correspondence Proof
- SF6 Signature Creation
- SF7 Secure Messaging
- SF8 Self Test
- SF9 Physical Protection
- SF10 Object Reuse

<sup>30</sup> As to the strength of the TOE security functions, the evaluation provided the following result (cf. the security targets for details):

All TOE security functions except for SF10<sup>4</sup> have a minimum strength of SOF-high.

<sup>31</sup> The evaluation provided the following results:

The security targets provided for both configurations meet the requirements of the corresponding class ASE (Security Target Evaluation) of the Common Criteria.

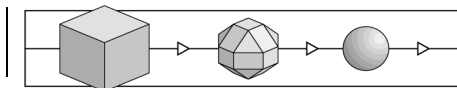
The functional requirements are CC Part 2 extended.

---

<sup>2</sup> CGA = certification generation application, entity of the IT-environment

<sup>3</sup> SCA = signature creation application, entity of the IT-environment

<sup>4</sup> SF10 is a type B mechanism in the sense of /ITSEM/ and cannot have a SOF rating.



The TOE in Configuration A is compliant to “Secure Signature-Creation Device, Type 3, Version 1.05, EAL 4+, April 03, 2002, BSI-PP-0006-2002T”.

For Configuration B no compliance to a PP is claimed; the security target for Configuration B identifies the major differences to the above PP.

The assurance package is CC Part 3 conformant.

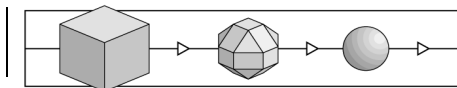
The TOE meets the requirements of the evaluation assurance level EAL4 of the Common Criteria. The assurance components for this level are given in the section Security Criteria Background starting at page 12 in this report.

Augmentation is described as follows:

AVA\_MSU.3 and AVA\_VLA.4 with refinements and additions (cf. security targets)

<sup>32</sup> The following stipulations for the secure usage of the TOE have to be met:

1. The delivery documentation [7] (table 1) for the TOE does not prescribe any special procedure for the delivery from the CSP's Registration Authority (TC-RA) to the Signatory (card holder). It is the responsibility of the CSP to provide (and adhere to) a security policy describing a secure form of delivery. Any auditing of the CSP operation should examine the delivery procedure from the TC-RA to the Signatory for the required level of security.
2. In order to use the TOE in its evaluated and certified configuration, it is absolutely necessary that administrators and users follow their respective guidance documentation ([4] and [5]) as well as the specification [6], and to ensure fulfillment of the assumptions about the environment given in the security targets, version 1.6.
3. To read out the SVD (Signature verification data), the TOE in configuration A (where secure messaging is mandatory) shall be used in a trustworthy environment and in connection with a trustworthy signature application component (software application and terminal), only.
4. To read out the SVD or to generate an electronic signature, the TOE in configuration B (where secure messaging not mandatory) shall be used in a trustworthy environment and in connection with a trustworthy signature application component, only.
5. The TOE may or may not include the command `APDU CORRESPONDENCE PROOF` (cf. *Administrator Guidance* [4]). This command allows a kind of “use” of Signature-creation data (SCD) without prior authentication of the Signatory (although any misuse of this function is effectively prevented).  
In order to perform the correspondence proof required by the SSCD-PP Type



3 (registered as BSI-PP-0006-2002T), the TOE offers two alternative ways as well as an option to disable the APDU command `CORRESPONDENCE PROOF` for special markets.

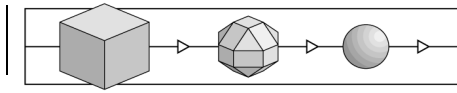
Disabling this command will not have any negative impact on the TOE, except for the fact that mechanism 2 of the correspondence proof as described in the security targets, version 1.6, section 6.1.5, will no longer be available.

6. The CSP shall verify the identity of the person to which a qualified certificate is issued according to /EU-DIR/, ANNEX II, literal (d). The CSP shall verify that this person holds the secure signature creation device (SSCD) which implements the SCD corresponding to the SVD to be included in the qualified certificate.
7. The CSP shall take measures to ensure that PUK codes written during production of a SSCD are generated at random. For different SSCDs the corresponding PUKs shall be independent. The CSP shall take measures to ensure that disclosure of a PUK to anyone else than the corresponding card holder is prevented.

<sup>33</sup> For the validity of the certification, the following stipulations have to be met by the sponsor:

1. The role “Card Manufacturer” as defined in the *Administrator Guidance* [4] always has to be taken by the sponsor Austria Card Plastikkarten und Ausweissysteme GmbH. This implies that initialization always has to be performed by the sponsor.
2. The sponsor shall hand out configuration information of the TOE (whether the TOE is in configuration A or B, whether the `APDU CORRESPONDANCE PROOF` is enabled or disabled) to its customers (e.g. a CSP), especially to allow the CSP to inform the Signatory about the configuration.
3. The sponsor shall provide to customers either the corresponding security target, version 1.6, or a “light” version of this security target (“ST-lite”) containing the relevant information about the TOE and the security functions as well as the assumptions about the environment and usage of the TOE.
4. If one of the configuration files `filesys.fsd`, `buergerk.fsd` or `profile.h` is changed, this file shall be examined for “malicious” links before it can be used for a TOE (cf. [6], section 7.2.3).
5. The file `profile.h` contains switches that allow for easy configuration of the different options of the TOE. When switches are changed, the requirements given in [6], chapter 7, have to be followed.
6. After relevant changes to `filesys.fsd`, `buergerk.fsd` or `profile.h` have been applied, all tests as defined in *Testplan Common Criteria*, version





1.3, have to be repeated; the test protocols (test logs) for every new variant of the TOE, which has undergone changes to one of the files, have to be archived for further reference. The test protocols shall be appropriate in order to find out whether TOEs already in circulation belong to a certified configuration or not.

Definition: Every change that modifies the `filesys.a51` file (which is being generated afterwards) is considered as being a relevant change. In particular, every change to `buergerk.fsd` is a relevant change.

7. During installation / generation, the administrator determines the TOE configuration (which can be either configuration A or configuration B). This has to be done using the switch `CONF_A` in file `profile.h`. This configuration must not be performed by direct modification of security attributes in `filesys.fsd` or `buergerk.fsd`.
8. The command `LOAD COMPLETION DATA` must not be used during initialisation / personalisation of the TOE.

End of Certification Report T-Systems-DBZ-CC-01167/168-2009.

Certification Report:  
T-Systems-DBZ-CC-01167/168-2009

Editor: T-Systems GEI GmbH  
Address: Rabinstr.8, D-53111 Bonn, Germany  
Phone: +49-(0)228-9841-0  
Fax: +49-(0)228-9841-60  
Web: [www.t-systems.de/ict-security](http://www.t-systems.de/ict-security)  
[www.t-systems-zert.com](http://www.t-systems-zert.com)